

## Bimetal Thermometers

- 5 Year Limited Warranty
- Gold Service Available



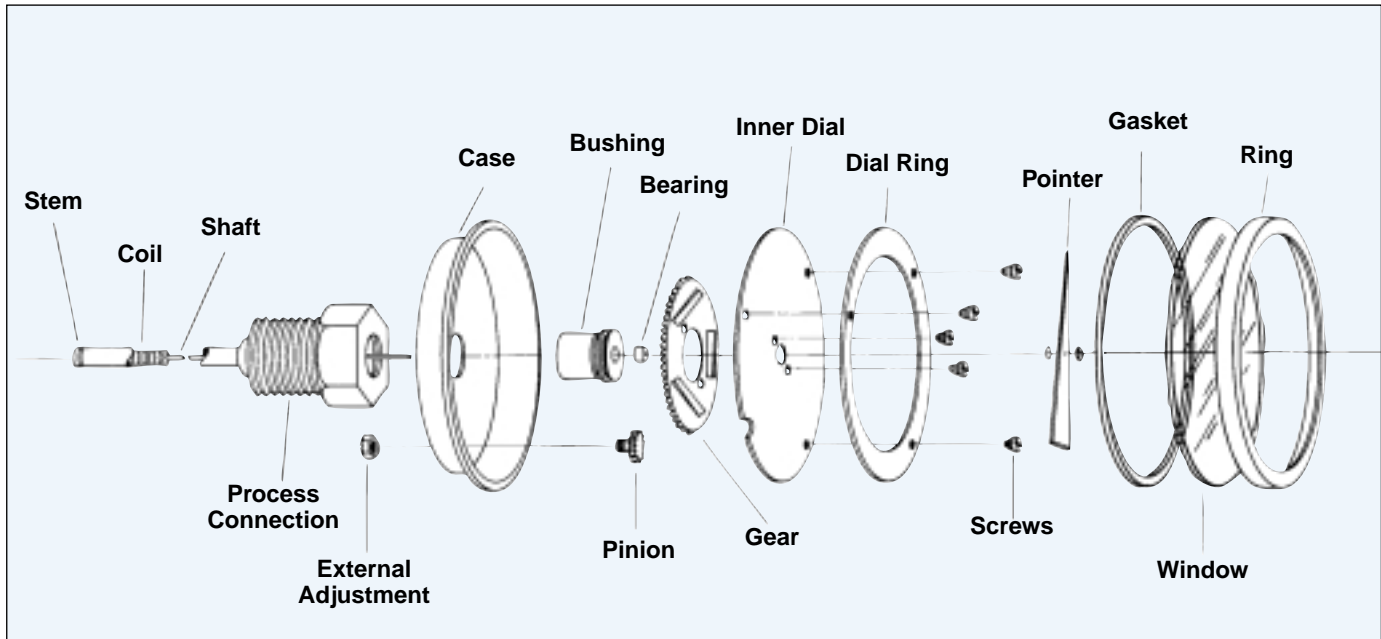
**ISO 9001**  
REGISTERED FIRM

**DRESSER** INSTRUMENT

BULLETIN BM-1

A Halliburton Company

## Product Selection Information



### **WARNING:**

*All bimetal thermometers should be selected considering the media and the ambient operating conditions. Improper application can be detrimental to the thermometer, cause failure and possibly personal injury or property damage. Inaccuracies resulting from improper setting of the external adjustment by the user may cause personal injury or property damage. Consult ASME B40.3 for guidance in selection and use of bimetal thermometers.*

### **TEMPERATURE RANGES**

Standard Fahrenheit and Celsius ranges have been established to encompass all normal temperature measurement requirements. A bimetal thermometer can be used at an operating temperature anywhere throughout its dial range. Provision should be made for extreme temperature conditions. No bimetal thermometer should be exposed continuously to process temperatures over 800°F (425°C).

### **OPERATING CONDITIONS**

The temperature of the case should be no more than 200°F (95°C); liquid filled 150°F (65°C). Temperatures beyond this value may cause discoloration of the dial or result in increased pressure inside the casing which could ultimately lead to the failure of the window.

### **THERMOWELLS**

Thermowells must be used on any application where the stem of the bimetal thermometer may be exposed to pressure, corrosive fluids or high velocity. Additionally, the use of a thermowell permits instrument interchange or calibration check without disturbing or closing down the process.

### **POINTERS**

The pointers are balanced to close tolerances and the paint finishes are controlled to assure long-term stability under adverse ultraviolet conditions.

### **CASES**

There are three case styles. The CI series has no adjustment but is hermetically sealed. The EI series has an external adjustment and is hermetically sealed. The EL series provides the same features as the EI plus the added benefit of liquid filling. The instruments are leak tested to ensure the integrity of the joints.

### **COILS**

The bimetallic coils are carefully wound and inspected. Each is heat treated for optimum stability and overtemperature capability.

### **BEARINGS**

The bearings are made of Teflon or other low friction material.

### **SHAFTS**

Shafts are made of specially drawn stainless steel wire with a very smooth finish.

### **DIALS**

The dials are based on computer-calculated temperature deflection data and have the Maxivision® format to minimize parallax error.

### **WINDOWS**

The standard windows are heavy-duty glass. Plastic and shatterproof glass are optional.

## Introduction

The complete line of Ashcroft industrial bimetal thermometers and accessories provides quality choices for your temperature applications. There is a long history of superior quality in engineering, manufacturing and customer service of these products. Each Ashcroft industrial bimetal thermometer is backed by a limited five year warranty.

Each instrument is manufactured to a standard accuracy of 1% of span (ASME B40.3, Grade A) traceable to the National Institute of Standards and Technology (NIST). The bimetal coils are heat treated for stability and overtemperature capability. A single helix is used to reduce lag time. The bearings are made of a low-friction long-life material. The shafts are made of specially drawn stainless steel with a very smooth finish. All joints are welded, and the weld between the stem and the outlet is located at the bottom of the threads to eliminate the possibility of crevice corrosion.

Silicone dampening is included for improved vibration resistance. The Ashcroft Maxivision® dial eliminates parallax error by placing the pointer in the same plane as the graduations. The dial can be rotated 360 degrees and can be angled 180 degrees with the Everyangle™ connection.

To meet your emergency delivery requirements, Dresser Instrument Division offers the Gold Service™ delivery program. Ashcroft industrial bimetal thermometers can be shipped in 2 to 5 working days from our Stratford, Connecticut, USA, manufacturing plant. We also have an extensive stocking distributor network throughout the United States and international locations.

### Everyangle™

### EL

This series has a hermetically sealed case and external adjustment. Connection locations are rear, lower and Everyangle. The hermetic seal prevents entry of moisture into the casing, minimizing the possibility of icing or fogging inside the case.

### CI Case Style

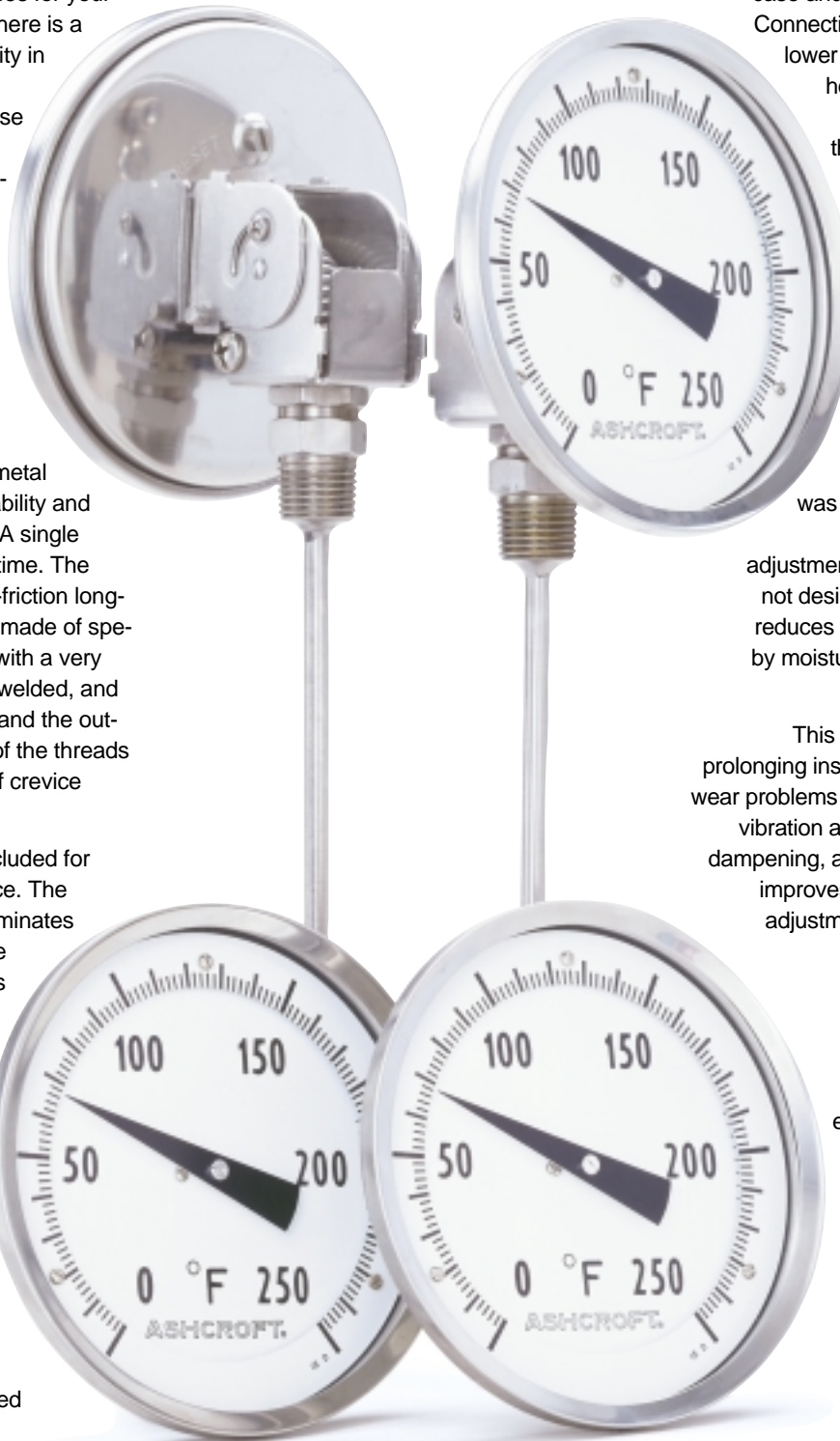
This style is tamper resistant and hermetically sealed. Connection locations are rear and lower. The CI Series was designed for applications where external adjustment or pointer reset are not desired. Hermetic sealing reduces the problems created by moisture entering the case.

### EL Case Style

This series is liquid filled – prolonging instrument life. Potential wear problems caused by excessive vibration are minimized through dampening, and the liquid medium improves readability. External adjustment is standard in the rear of the case.

### Everyangle Case Connection

This design provides maximum utility. The entire dial face can be rotated 360 degrees, and angled 180 degrees by positioning the harness on the back of the case. The instrument can be installed almost anywhere and can be adjusted so that the dial can be easily read.



### CI

### EI

# How to Order

To specify the exact thermometer desired, select entries from appropriate charts as shown in the example below.

1      2      3      4      5      6      7  
30    EI    60    R    040    XNH    0/200°F

1 CASE SIZE		2 STYLE		3 CONNECTION		4 CONN. LOCATION		5 STEM LENGTH		6 OPTIONS	
Dia.	Code	Code	Conn.	Code	Location	Code	"S" Length	Code	Code	Description	
2"	20	CI EI	Plain	40	Rear	R	2½"	025	XCS	Dual scale <sup>4</sup>	
			Pointed Plain	50						XDM	Service marking printed on dial
			¼ NPT	60							XNH
3"	30	CI EI EL	½ NPT	60	Rear	R	6"	060	XNN	Paper tag	
				CI EI						½ NPT	60
		EI	½ NPT Union	60	Everyangle	E	12"	120	XSG	Shatterproof glass	
				42						5"	50
CI EI	½ NPT	60	Lower	L	18"	180					
EI EL	½ NPT Union	60					Everyangle	E	24"	240	
		42									

7A EI & CI SERIES TEMPERATURE RANGES, SINGLE SCALE					
°F	%Div.	Figure Interval	°C	%Div.	Figure Interval
-80/120	2	20	-50/50	1	10
-20/120 <sup>1</sup>	2	20	-20/120	2	20
30/130 <sup>1</sup>	1	10	0/50 <sup>1</sup>	1	5
0/200	2	20	0/100	1	10
0/250	2	50	10/150	2	20
50/300	2	50	0/200	2	20
50/400	5	50	0/300	5	50
50/550	5	50	50/450 <sup>2,3</sup>	5	50
200/700 <sup>2</sup>	5	50	100/500 <sup>2,3</sup>	5	50
100/800 <sup>2</sup>	10	100			
200/1000 <sup>2,3</sup>	10	100			

7B EL SERIES TEMPERATURE RANGES, SINGLE SCALE					
°F	%Div.	Figure Interval	°C	%Div.	Figure Interval
-40/160	2	20	-20/120	2	20
-20/120 <sup>1</sup>	2	20	-10/110	2	10
30/130 <sup>1</sup>	1	10	0/50 <sup>1</sup>	1	5
0/200	2	20	0/100	1	10
0/250	2	50	10/150	2	20
50/300	2	50	0/300	5	50
50/550	5	50			

### NOTES

- 1 Minimum stem length for lower connection and Everyangle is 4".
- 2 Minimum stem length for these ranges is 4".
- 3 Satisfactory for continuous service up to 800°F or 425°C. Can be used for intermittent service from 800° to 1000°F, or 425° to 500°C.
- 4 Dual scale ranges are available on 3" and 5" case only. See table 7C.

## Case Styles and Features

### EI & CI SERIES OVERTEMPERATURE LIMITS

Top of Range °F	Maximum Process Overtemperature
Up to 250	100% of Span
250/550	50% of Span
550/1000	800°F <sup>3</sup>

### EL SERIES OVERTEMPERATURE LIMITS

Top of Range °F	Maximum Process Overtemperature
Up to 160	100% of Span
160/300°F	300°F
300/550°F	550°F

- Maximum ambient temperature for EI and CI Series is 200°F or 95°C.
- Maximum ambient temperature for EL Series is 150°F or 65°C.
- Use Ashcroft Duratemp® thermometer for ranges above and below those listed in the range charts.

### 7C DUAL SCALES

(XCS) are available in 3" and 5" dial sizes in the following ranges (where applicable):

Inner °F	Outer °F
-80/120	-60/50
-40/120	-40/50
-40/160	-40/70
-20/120 <sup>1</sup>	-30/50 <sup>1</sup>
0/200	-20/90
0/250	-20/120
30/130 <sup>1</sup>	0/55 <sup>1</sup>
50/300	10/150
50/400	10/200
50/550	10/290
100/800	50/400
200/700 <sup>2</sup>	100/370 <sup>2</sup>
200/1000 <sup>2,3</sup>	100/550 <sup>2,3</sup>



#### EI Standard Specifications

- Hermetic seal
- External adjustment
- Maxivision dial
- 1% full-span accuracy
- All-welded stainless steel construction
- Silicone on the coil provides vibration dampening and superior response time
- Heavy-duty glass is standard; plastic or shatterproof glass is optional



#### CI Standard Specifications

- Hermetic seal
- Tamper resistant, no adjustment
- Maxivision dial
- 1% full-span accuracy
- All-welded stainless steel construction
- Silicone on the coil provides vibration dampening and superior response time
- Heavy-duty glass is standard; plastic or shatterproof glass is optional



#### EL Standard Specifications

- Silicone liquid filled
- External adjustment
- Durable polycarbonate window
- Maxivision dial
- 1% full-span accuracy
- All-welded stainless steel construction

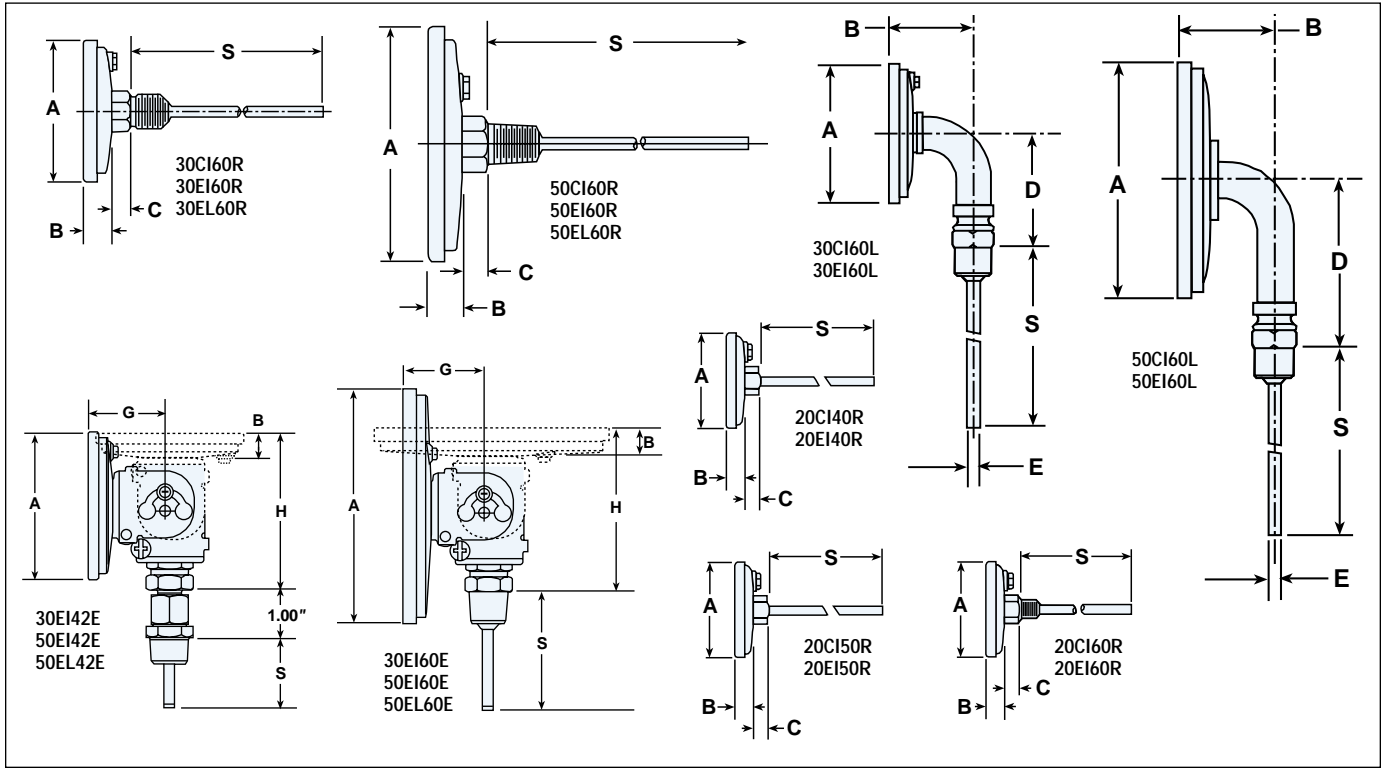


#### Everyangle - Case Connection

The Ashcroft Everyangle industrial bimetal thermometer dial face with Maxivision dial can be rotated 360 degrees and angled 180 degrees. It is available in the EI and EL (5" only) series with either a threaded or compression type union connection.

This design provides maximum utility. Since the entire case can be rotated and angled, the instrument can be installed almost anywhere and adjusted so that the dial face can be easily read.

# Case Dimensions



Case Series	Dial Size	Connection Location	A	B	C	D	E	G	H	S	NPT	Hex	Weight in ounces <sup>3</sup> S – 2½" Case Series		
													CI	EI	EL
CI, EI	2"	Rear (Plain)	2 <sup>3</sup> / <sub>32</sub> (53)	3/8 (10)	5/16 (8)	–	–	–	–	– <sup>2</sup>	–	11/16	4½	4½	–
CI, EI	2"	Rear (Plain, pointed stem)	2 <sup>3</sup> / <sub>32</sub> (53)	3/8 (10)	5/16 (8)	–	–	–	–	– <sup>2</sup>	–	11/16	4½	4½	–
CI, EI	2"	Rear (Threaded)	2 <sup>3</sup> / <sub>32</sub> (53)	3/8 (10)	5/16 (8)	–	–	–	–	– <sup>2</sup>	¼	11/16	4½	4½	–
CI, EI, EL	3"	Rear	3 <sup>5</sup> / <sub>32</sub> (80)	1 <sup>9</sup> / <sub>32</sub> (15)	5/16 (8)	–	–	–	–	– <sup>2</sup>	½	7/8	7	7	8
CI, EI	3"	Lower	3 <sup>5</sup> / <sub>32</sub> (80)	1 <sup>27</sup> / <sub>32</sub> (47)	–	2 <sup>5</sup> / <sub>8</sub> (67)	¼ (6)	–	–	– <sup>2</sup>	½	7/8	11	11	–
EI	3"	Everyangle	3 <sup>5</sup> / <sub>32</sub> (80)	1 <sup>9</sup> / <sub>32</sub> (15)	–	–	–	1 <sup>21</sup> / <sub>32</sub> (42)	3 <sup>7</sup> / <sub>16</sub> (87)	– <sup>2</sup>	½	7/8	–	10	–
CI, EI, EL	5"	Rear	5 <sup>1</sup> / <sub>32</sub> (128)	2 <sup>3</sup> / <sub>32</sub> (18)	5/16 (8)	–	–	–	–	– <sup>2</sup>	½	7/8	15	16	18
CI, EI	5"	Lower	5 <sup>1</sup> / <sub>32</sub> (128)	1 <sup>15</sup> / <sub>16</sub> (49)	–	3 <sup>5</sup> / <sub>8</sub> (92)	¼ (6)	–	–	– <sup>2</sup>	½	7/8	24	26	–
EI, EL	5"	Everyangle	5 <sup>1</sup> / <sub>16</sub> (128)	2 <sup>3</sup> / <sub>32</sub> (18)	–	–	–	1 <sup>7</sup> / <sub>8</sub> (48)	3 <sup>9</sup> / <sub>16</sub> (91)	– <sup>2</sup>	½	7/8	–	25	28

## NOTES

1 Figures in parenthesis ( ) are in millimeters. All other dimensions are in inches.

2 Standard "S" dimensions are 2½, 4, 6, 9, 12, 15, 18 and 24 inches.

Standard stem diameter is ¼ inch.

3 Add 1 oz. for every 2 inches of stem length.

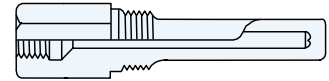
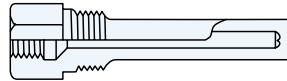
# Thermowells

Thermowells must be used whenever an Ashcroft bimetal thermometer is installed on a pressurized application or where pressure, high velocity or corrosive media are present.

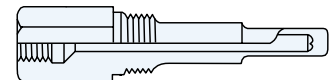
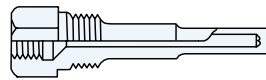
## STANDARD CONFIGURATION

## LAGGING EXTENSION

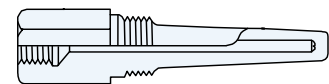
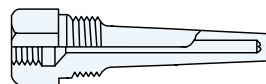
**Type:** Uniform (straight) shank, threaded  
**Bore Size:** 0.385  
**Process**  
**Connection:** 3/4, 1 NPT  
**Materials:** Brass, carbon steel  
 304 stainless steel  
 316 stainless steel



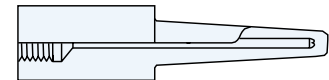
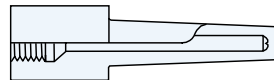
**Type:** Stepped shank, threaded  
**Bore Size:** 0.260  
**Process**  
**Connection:** 1/2, 3/4, 1 NPT  
**Materials:** Brass, carbon steel  
 304 stainless steel  
 316 stainless steel



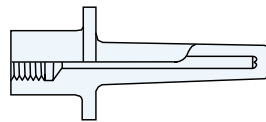
**Type:** Tapered shank, threaded  
**Bore Size:** 0.260, 0.385  
**Process**  
**Connection:** 1/2, 3/4, 1 NPT  
**Materials:** Brass, carbon steel  
 304 stainless steel  
 316 stainless steel



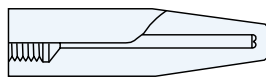
**Type:** Tapered shank, socket weld  
**Bore Size:** 0.260, 0.385  
**Process**  
**Connection:** 3/4, 1" pipe  
**Materials:** Carbon steel  
 304 stainless steel  
 316 stainless steel



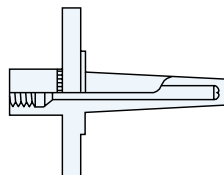
**Type:** Tapered shank, Van Stone  
**Bore Size:** 0.260, 0.385  
**Process**  
**Connection:** 1, 1 1/2" pipe  
**Materials:** 304 stainless steel  
 316 stainless steel



**Type:** Tapered shank, weld-in  
**Bore Size:** 0.260, 0.385  
**Process**  
**Connection:** 1 1/2" diameter  
**Materials:** 304 stainless steel  
 316 stainless steel



**Type:** Tapered shank, flanged  
**Bore Size:** 0.260, 0.385  
**Process**  
**Connection:** 1, 1 1/2, 2" pipe  
**Materials:** 304 stainless steel  
 316 stainless steel



Instrument Division Sales and  
Customer Service Locations

---

**U.S. Headquarters**

**Stratford, Connecticut**  
250 E. Main Street  
Stratford, CT 06614-5145  
Tel: (203) 378-8281  
Fax: (203) 385-0499

**U.S. Sales Offices**

**Chicago, Illinois**  
400 W. Lake Street  
Suite 318  
Roselle, IL 60172-3537  
Tel: (630) 980-9030  
Fax: (630) 980-9440

**Houston, Texas**  
3838 North Sam Houston  
Parkway East  
Suite 120  
Houston, TX 77032  
Tel: (281) 590-1092  
Fax: (281) 590-7100

**Los Angeles, California**  
3931 MacArthur Blvd.  
Suite 202  
Newport Beach, CA 92660  
Tel: (714) 852-8948  
Fax: (714) 852-8971

**Hartford, Connecticut**  
1501 East Main Street  
Meriden, CT 06450-2860  
Tel: (203) 235-0450  
Fax: (203) 235-0593

**Mobile, Alabama**  
851 South Bellline Hwy.  
Suite 402, 4th Floor  
Mobile, AL 36606  
Tel: (334) 473-1692  
Fax: (334) 473-1782

**International Headquarters**

**Stratford, Connecticut**  
250 E. Main Street  
Stratford, CT 06614-5145  
Tel: (203) 378-8281  
Fax: (203) 385-0357

**International Operations**

**Brazil**  
Dresser Industria e  
Comercio Ltda.  
Divisao Manometros Willy  
Caixa Postal 212  
09510 Sao Caetano do Sul  
Sao Paulo, Brazil  
Tel: 55-11-453-5477  
Fax: 55-11-453-8710

**Canada**  
Dresser Canada, Inc.  
2135 Meadowpine Blvd.  
Mississauga,  
Ontario L5N 6L5  
Canada  
Tel: 905-826-8411  
Fax: 905-826-9106

**China**  
Dresser Trading  
Room 3, 24th Floor  
CITIC Bldg.  
19 Jianguo Menwai St.  
Beijing, P.R.C.  
Tel: 86-1-6500-3139  
Fax: 86-1-6512-0300

**France**  
Dresser Europe S.A.  
Division Instrumentation  
5, Rue d'Antony  
F-94563 Rungis Cedex  
Silic 192, France  
Tel: 33-01-49-79-22-80  
Fax: 33-01-46-86-25-24

**Germany**  
Dresser Europe S.A.  
Instrument Division  
Postfach 11 20  
Max-Planck-Str. 1  
D-52499 Baesweiler  
Germany  
Tel: 49-2401-8080  
Fax: 49-2401-7027

**Japan**

Dresser Japan Ltd.  
Room 318, Shin Tokyo Building  
3-1 Marunouchi 3-Chome,  
Chiyoda-ku, Tokyo, Japan  
Tel: 813-3201-1501/1506  
Fax: 813-3213-6567/6673

**Korea**

Dresser International S.A.  
Korea Office  
#2015 Kuk Dong Bldg.  
60-1, 3-KA, Choongmu-Ro,  
Chungku, Seoul, Korea 100-705  
Tel: 82-2-274-079-2/3  
Fax: 82-2-274-0794

**Mexico**

Dresser Instrument Division  
Henry Ford No. 114,  
Esq. Foulton, Fracc  
Industrial San Nicolas  
54030 Tlalneplanta edo  
de Mexico 54030  
Tel: 525-310-7217  
Fax: 525-310-2608

**Saudi Arabia**

DARVICO  
P.O. Box 10145  
Jubail Industrial City  
Saudi Arabia 31961  
Tel: 966-3-341-0278  
Fax: 966-3-341-7624

**Singapore**

Dresser Singapore Pte Ltd.  
Instrument Operations  
Block 1004 TK.Toa Payoh North  
#07-15/17  
Singapore 318995  
Tel: 65-252-6602  
Fax: 65-252-6603

**United Kingdom**

Dresser U.K. Ltd. Instrument Operation  
Rufford Court  
Hardwick Grange  
Warrington, Cheshire  
England WA1 4RF  
Tel: 44-1925-814545  
Fax: 44-1925-816378

**Venezuela**

Manufacturas Petroleras  
Venezolanas S.A.  
Apartado Postal 617  
Maracaibo, Venezuela  
Tel: 58-61-579-762 or 070  
Fax: 58-61-579-461

Visit our web site at  
[www.dresser.com/instruments](http://www.dresser.com/instruments)



A Halliburton Company

All specifications are subject to change without notice.  
All sales subject to standard terms and conditions.  
© Dresser Instrument Division 11/97  
20MWP 1P3/95 3P11/98